



Student Info

Name: Md Tasmim Ali

School: Complete Orphan
Care Center, Chapainawabganj

Location: Chapainawabganj

Age: 12 Years

Admission: 2025-04-08

Religion: Islam

Academic Score

58.33

Overall academic result

Academic Subjective Score

Subject	Total Mark
Mathmetics	172
Science	183
Bangla	181
English	159
Religion	175
Bangladesh and Global Studies	180

Student KPI Performance

KPI	Score	Progress
Class Performance	59.67	<div><div></div></div> 59.67%
Qur'an Progress	97.05	<div><div></div></div> 97.05%
Religious Practice	59.02	<div><div></div></div> 59.02%
Health & Nutrition	82.44	<div><div></div></div> 82.44%
Character & Discipline	70.82	<div><div></div></div> 70.82%
Leadership & Community	30.09	<div><div></div></div> 30.09%
Attendance	100.00	<div><div></div></div> 100%
Life & Career Skills	34.10	<div><div></div></div> 34.1%

Quran Learning Progress

Indicator	Avg %
Advanced Reading (Tajwid & Pronunciation)	6.00%
Alphabet & Sound Recognition	10.00%
Basic Reading (Letter-Word Connection)	5.00%

Indicator	Avg %
-----------	-------

Memorization of 1006.00%
Verses (Set 1)
Pre-Literacy
(Foundational
Orientation)

10.00%

Quick Notes

- This report is generated from stored assessments.
- Charts are replaced by tables for PDF reliability.
- Scores may be out of 10 or 100 depending on indicator type.

Assessment Details (0-10)

Health & Nutrition Progress

Indicator	Average Score
Growth & Nutrition Status (WHO BAZ)	9.00 / 10 <div><div></div></div> 90%
Health Awareness & Preventive Practices	6.00 / 10 <div><div></div></div> 60%
Healthy Habits & Hygiene (weekly checklist)	6.00 / 10 <div><div></div></div> 60%
Medical & Medication History	5.50 / 10 <div><div></div></div> 55%

Religious Practice Progress

Indicator	Average Score
Hadith Learning & Practical Implementation	2.00 / 10 <div><div></div></div> 20%
Islamic Knowledge & Understanding	4.50 / 10 <div><div></div></div> 45%
Prayer Regularity & Devotional Practice	6.00 / 10 <div><div></div></div> 60%
Ramadan & Voluntary Fasting	6.50 / 10 <div><div></div></div> 65%





Indicator	Average Score
Religious Discussion/Reflection & Tafsīr	3.50 / 10 <div> <div></div> </div> 35%

Leadership & Community Progress	
Indicator	Average Score
Citizenship, Volunteerism & Charity Work	2.00 / 10 <div> <div></div> </div> 20%
Community Service & Green Activities	2.00 / 10 <div> <div></div> </div> 20%
Creative & Literary Expression	2.50 / 10 <div> <div></div> </div> 25%
Global Awareness & Civic Responsibility	1.50 / 10 <div> <div></div> </div> 15%
Leadership & Initiative	2.50 / 10 <div> <div></div> </div> 25%
Presentation, Communication & Competition Participation	3.00 / 10 <div> <div></div> </div> 30%
STEM Innovation & Scientific Experimentation	2.00 / 10 <div> <div></div> </div> 20%
Teamwork, Collaboration & Event Coordination	2.50 / 10 <div> <div></div> </div> 25%
Visual & Performing Arts	2.50 / 10 <div> <div></div> </div> 25%

Character & Discipline Progress	
Indicator	Average Score
Empathy, Compassion & Respect (Seniors/Juniors; Salām)	5.00 / 10 <div> <div></div> </div> 50%
Ethical Integrity, Resource Discipline & Obedience to Rules	5.00 / 10 <div> <div></div> </div> 50%

Indicator	Average Score
Manners, Cleanliness & Public Conduct	5.00 / 10  50%
Responsibility, Routine Compliance & Self-Discipline	6.00 / 10  60%
Social Communication, Cooperation & Conflict Resolution	6.00 / 10  60%

Class Performance Progress

Indicator	Average Score
Class Punctuality (late arrivals/month)	8.50 / 10  85%
Duty/Chore Completion on Time (per week)	7.00 / 10  70%
On-time Assignments/Projects (%)	7.50 / 10  75%
Routine Punctuality (days on time per week)	7.00 / 10  70%
School-Day Attendance %	7.50 / 10  75%