



Student Info

Name: Md. Sabbir
School: Complete Orphan
Care Center, Chapainawabganj
Location: Chapainawabganj
Age: 10 Years
Admission: 2024-11-05
Religion: Islam

Academic Score

56.58

Overall academic result

Academic Subjective Score

Subject	Total Mark
Mathmetics	186
Bangla	161
English	158
Religion	174

Student KPI Performance

KPI	Score	Progress
Class Performance	60.00	<div><div></div></div> 60%
Qur'an Progress	88.28	<div><div></div></div> 88.28%
Religious Practice	58.24	<div><div></div></div> 58.24%
Health & Nutrition	65.02	<div><div></div></div> 65.02%
Character & Discipline	63.45	<div><div></div></div> 63.45%
Leadership & Community	32.76	<div><div></div></div> 32.76%
Attendance	100.00	<div><div></div></div> 100%
Life & Career Skills	38.62	<div><div></div></div> 38.62%

Quran Learning Progress

Indicator	Avg %
Advanced Reading (Tajwid & Pronunciation)	5.00%
Alphabet & Sound Recognition	10.00%
Basic Reading (Letter-Word Connection)	4.00%
Memorization of 100 Verses (Set 1)	3.00%

Indicator	Avg %
Pre-Literacy (Foundational Orientation)	10.00%

Quick Notes

- This report is generated from stored assessments.
- Charts are replaced by tables for PDF reliability.
- Scores may be out of 10 or 100 depending on indicator type.

Assessment Details (0-10)

Health & Nutrition Progress

Indicator	Average Score
Growth & Nutrition Status (WHO BAZ)	4.00 / 10 <div><div></div></div> 40%
Health Awareness & Preventive Practices	4.50 / 10 <div><div></div></div> 45%
Healthy Habits & Hygiene (weekly checklist)	4.00 / 10 <div><div></div></div> 40%
Medical & Medication History	6.00 / 10 <div><div></div></div> 60%

Religious Practice Progress

Indicator	Average Score
Hadith Learning & Practical Implementation	2.00 / 10 <div><div></div></div> 20%
Islamic Knowledge & Understanding	4.00 / 10 <div><div></div></div> 40%
Prayer Regularity & Devotional Practice	6.00 / 10 <div><div></div></div> 60%
Ramadan & Voluntary Fasting	3.50 / 10 <div><div></div></div> 35%






Indicator	Average Score
Religious Discussion/Reflection & Tafsīr	4.50 / 10 <div> <div></div> <div></div> </div> 45%

Leadership & Community Progress	
Indicator	Average Score
Citizenship, Volunteerism & Charity Work	2.00 / 10 <div> <div></div> <div></div> </div> 20%
Community Service & Green Activities	2.00 / 10 <div> <div></div> <div></div> </div> 20%
Creative & Literary Expression	2.00 / 10 <div> <div></div> <div></div> </div> 20%
Global Awareness & Civic Responsibility	2.00 / 10 <div> <div></div> <div></div> </div> 20%
Leadership & Initiative	3.00 / 10 <div> <div></div> <div></div> </div> 30%
Presentation, Communication & Competition Participation	3.00 / 10 <div> <div></div> <div></div> </div> 30%
Teamwork, Collaboration & Event Coordination	3.00 / 10 <div> <div></div> <div></div> </div> 30%
Visual & Performing Arts	2.00 / 10 <div> <div></div> <div></div> </div> 20%

Character & Discipline Progress	
Indicator	Average Score
Empathy, Compassion & Respect (Seniors/Juniors; Salām)	4.00 / 10 <div> <div></div> <div></div> </div> 40%
Ethical Integrity, Resource Discipline & Obedience to Rules	4.50 / 10 <div> <div></div> <div></div> </div> 45%
Manners, Cleanliness & Public Conduct	4.50 / 10 <div> <div></div> <div></div> </div> 45%

Indicator	Average Score
Responsibility, Routine Compliance & Self-Discipline	4.50 / 10  45%
Social Communication, Cooperation & Conflict Resolution	5.50 / 10  55%

Class Performance Progress

Indicator	Average Score
Class Punctuality (late arrivals/month)	9.00 / 10  90%
Duty/Chore Completion on Time (per week)	2.00 / 10  20%
On-time Assignments/Projects (%)	6.50 / 10  65%
Routine Punctuality (days on time per week)	9.00 / 10  90%
School-Day Attendance %	8.00 / 10  80%