



### Student Info

**Name:** Md Alamin Mia

**School:** Champion Academy

**Location:** Dhaka

**Age:** 14 Years

**Admission:** 2024-01-08

**Religion:** Islam

### Academic Score

**83.73**

Overall academic result

### Academic Subjective Score

| Subject     | Total Mark |
|-------------|------------|
| Bangla 1st  | 239        |
| Bangla 2nd  | 238.5      |
| English 1st | 249.5      |
| English 2nd | 237.5      |
| Mathmetics  | 277        |
| BGS         | 235        |
| Rs          | 246        |
| ICT         | 274        |
| Agriculture | 256.5      |
| Science     | 259        |

### Student KPI Performance

| KPI                    | Score  | Progress                      |
|------------------------|--------|-------------------------------|
| Class Performance      | 77.32  | <div><div></div></div> 77.32% |
| Religious Practice     | 76.54  | <div><div></div></div> 76.54% |
| Health & Nutrition     | 93.28  | <div><div></div></div> 93.28% |
| Character & Discipline | 69.27  | <div><div></div></div> 69.27% |
| Leadership & Community | 33.51  | <div><div></div></div> 33.51% |
| Digital Wellbeing      | 51.85  | <div><div></div></div> 51.85% |
| Attendance             | 100.00 | <div><div></div></div> 100%   |
| Life & Career Skills   | 58.99  | <div><div></div></div> 58.99% |

**Quran Learning Progress**

No Quran progress data available.

**Quick Notes**

- This report is generated from stored assessments.
- Charts are replaced by tables for PDF reliability.
- Scores may be out of 10 or 100 depending on indicator type.


**Assessment Details (0-10)**











**Health & Nutrition Progress**


| Indicator   | Average Score                                |
|---|--|
| Growth & Nutrition Status (WHO BAZ)                         | 7.00 / 10<br><div><div></div></div><br>70%   |
| Health Awareness & Preventive Practices                     | 7.00 / 10<br><div><div></div></div><br>70%   |
| Healthy Habits & Hygiene (weekly checklist)                 | 7.00 / 10<br><div><div></div></div><br>70%   |
| Medical & Medication History                                | 8.00 / 10<br><div><div></div></div><br>80%   |
| Physical Fitness & Stamina (Run/Swim/Push-ups OR Beep test) | 10.00 / 10<br><div><div></div></div><br>100% |

**Religious Practice Progress**

| Indicator                                  | Average Score                              |
|--|--|
| Hadith Learning & Practical Implementation | 5.50 / 10<br><div><div></div></div><br>55% |
| Islamic Knowledge & Understanding          | 6.50 / 10<br><div><div></div></div><br>65% |
| Prayer Regularity & Devotional Practice    | 6.50 / 10<br><div><div></div></div><br>65% |
| Ramadan & Voluntary Fasting                | 5.50 / 10<br><div><div></div></div><br>55% |

| Indicator                                | Average Score   |
|--|---|
| Religious Discussion/Reflection & Tafsīr | 7.00 / 10<br><br>70% |

| Leadership & Community Progress                         |   |
|---|---|
| Indicator   | Average Score   |
| Citizenship, Volunteerism & Charity Work                | 3.00 / 10<br><br>30%     |
| Community Service & Green Activities                    | 3.33 / 10<br><br>33.3%   |
| Creative & Literary Expression                          | 2.50 / 10<br><br>25%     |
| Digital Literacy & Technological Competence             | 1.67 / 10<br><br>16.7%   |
| Global Awareness & Civic Responsibility                 | 3.00 / 10<br><br>30%   |
| Leadership & Initiative                                 | 3.00 / 10<br><br>30%   |
| Presentation, Communication & Competition Participation | 2.25 / 10<br><br>22.5% |
| STEM Innovation & Scientific Experimentation            | 1.67 / 10<br><br>16.7% |
| Teamwork, Collaboration & Event Coordination            | 4.00 / 10<br><br>40%   |
| Visual & Performing Arts                                | 2.33 / 10<br><br>23.3% |

| Character & Discipline Progress                        |   |
|--|---|
| Indicator  | Average Score   |
| Empathy, Compassion & Respect (Seniors/Juniors; Salām) | 5.75 / 10<br><br>57.5% |

| Indicator   | Average Score                             |
|---|---|
| Ethical Integrity, Resource Discipline & Obedience to Rules | 4.67 / 10<br><div><div></div></div> 46.7% |
| Manners, Cleanliness & Public Conduct                       | 6.50 / 10<br><div><div></div></div> 65%   |
| Responsibility, Routine Compliance & Self-Discipline        | 4.33 / 10<br><div><div></div></div> 43.3% |
| Social Communication, Cooperation & Conflict Resolution     | 6.25 / 10<br><div><div></div></div> 62.5% |

### Class Performance Progress

| Indicator                                   | Average Score                             |
|---|---|
| Class Punctuality (late arrivals/month)     | 7.50 / 10<br><div><div></div></div> 75%   |
| Duty/Chore Completion on Time (per week)    | 7.75 / 10<br><div><div></div></div> 77.5% |
| On-time Assignments/Projects (%)            | 8.25 / 10<br><div><div></div></div> 82.5% |
| Routine Punctuality (days on time per week) | 8.00 / 10<br><div><div></div></div> 80%   |
| School-Day Attendance %                     | 9.00 / 10<br><div><div></div></div> 90%   |